

MANUAL MITER SAW Ø350 MM / 14"

PEGASUS - 1

» **General Features**

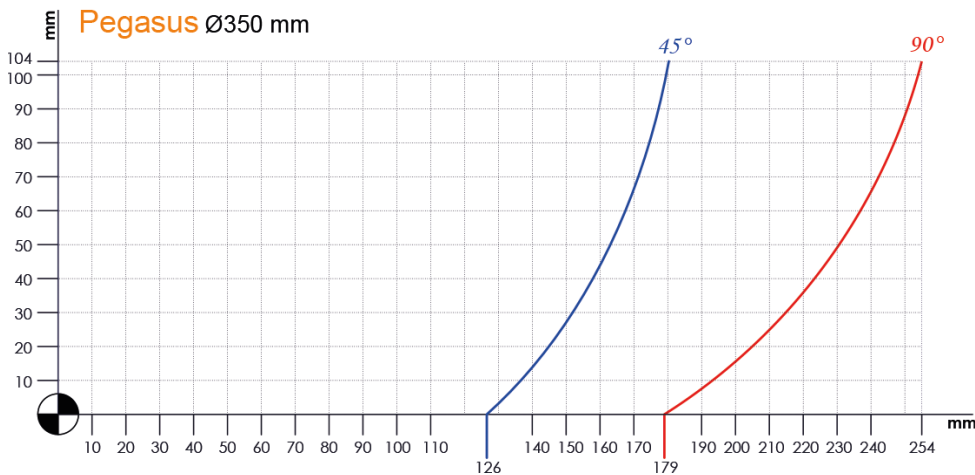
- Gas spring system
- Stopping system absorbing rear impacts
- Cutting at standard angles and any intermediate angles
- Easy grip ergonomic handle
- Custom designed fork+turntable connection system, which ensures set square accuracy
- Thermal protection switch
- User friendly clamps. Can be tilted to any direction, tightened with one move

✓ **Standard**

- 2 pcs. Pneumatic Clamps









» **Cutting Diagram**



○ **Optional**

- Saw blade
- Single-phase motor
- Conveyor
- Mechanic spring system
- Vertical pneumatic clamps
- Spray mist lubrication system

» **Technical Table**

 Cutting Motor	 Saw Dimension	 Saw	 Packing Size	 Machine Size	 Machine Kg
2.2 kW, 3 HP 230V - 400V 50 / 60 Hz	D= 350 mm d=30/32 mm	3000 r.p.m	W x L x H (cm) 80x70x74cm	W x L x H (cm) 68x86x77cm	70

