



**COMPOSITE PANEL GROVE AND DIEMENSIONING SAW**

**KDM-1500**




» **EN** -For grooving and cutting taks of composite panels  
 It works on horizontal and vertical position  
 Easy to move due its wheeled system  
 Practical, funtional and ergonomic desing

» **Vertical Cutting:**









» **Horizontal Cutting:**



- » **Standard**
- Grooving Blade

- » **Optional**
- Cutting Saw

» **Technical Table**

 Motor	 Saw Dimension	 Saw	 Profile Height	 Packing Size	 Machine Kg
2000 W,230V, 50-60 Hz	D=200 Max, d=30 mm	4100 r.p.m.	L: 4000 mm H: 1500 mm h: 18 mm	W x L x H (cm) 330x110x240	220

